



PS No.	PS-009-033
Version	00
Date	2015-4-16

# 继电器规格书

## RELAY SPECIFICATION

品名/Product Description      RJE-105D  
零件编号/Part Number  
客户名/Customer

### 客户批准/Customer Approval

盖章处/STAMPING AREA


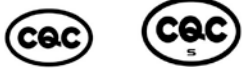

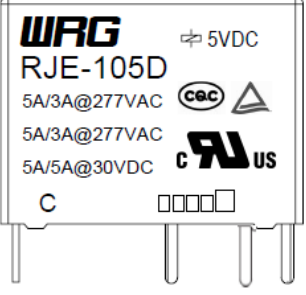
发行批准 / Issued by		
PD	SM	R&D
冯旭强	余明亮	船山

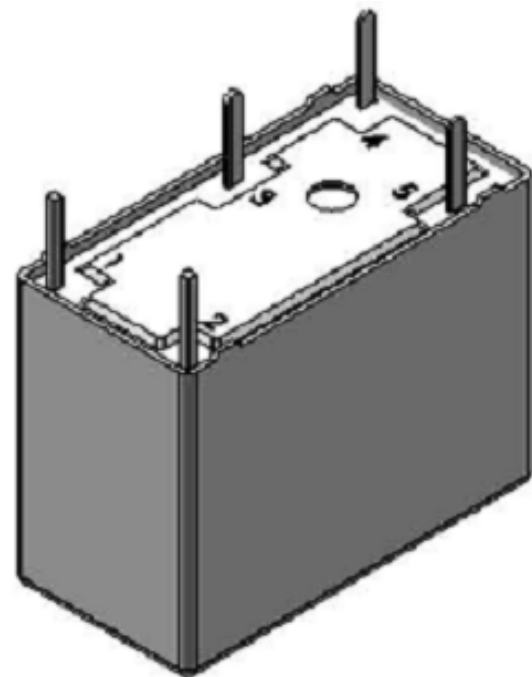
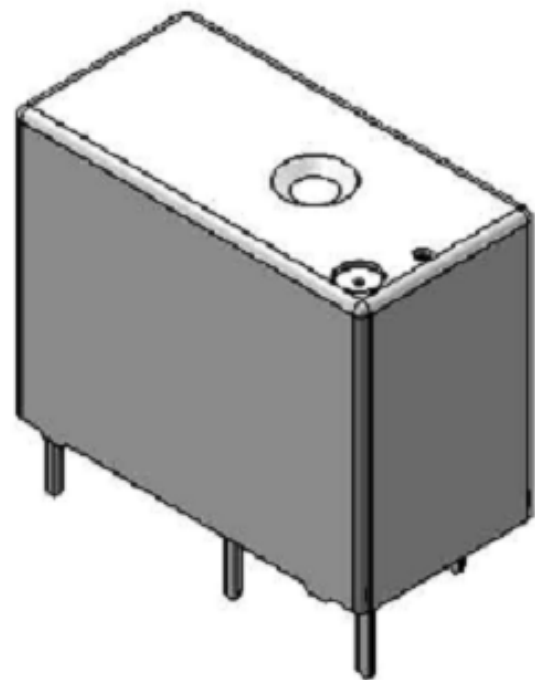


继电器规格书 Relay SPECIFICATION		型号 TYPE	RJE-105D	产品编号 Part Number	PS No.:
1 <u>零件清单/PARTS LIST</u>					PS-009-033
No.	零件名 Part	材质 MATERIAL	型号/处理方式 TYPE/TREATMENT	UL FILE No. FLAME CLASS	Ver
1	骨架 Bobbin	PBT	5010GN6-30M8X	E53664	00
2	外壳 Case	PBT	RG301 5010GN6-30	E171666 E53664	
3	基座 Base	PBT	RG301 5010GN6-30	E171666 E53664	
4	推片 Card	LCP	R850	E171666	
5	铁芯 Core	铁 Steel	镀镍 Nickel Plated		
6	轭铁 Yoke	铁 Steel	镀镍 Nickel Plated		
7	衔铁 Armature	铁 Steel	镀镍 Nickel Plated		
8	挂钩 Hinge	铜合金 Cu Alloy			
9	M接点 M Contact	银合金 Ag Alloy			
10	可动接点 C Contact	银合金 Ag Alloy			
11	B接点 B Contact	银合金 Ag Alloy			
12	M端子 M Terminal	铜合金 Cu Alloy			
13	可动弹片 C Terminal	铜合金 Cu Alloy			
14	B端子 B Terminal	铜合金 Cu Alloy			
15	线圈端子 Coil Terminal	铜包钢 Copper covered Steel	镀锡 Solder Coated		
16	线材 Wire	聚氨酯漆包圆铜线 Polyurethane copper wire	3UEW 155(F Class)	E164502 E234867	
17	胶水 Sealing Resin	环氧树脂 Epoxy			

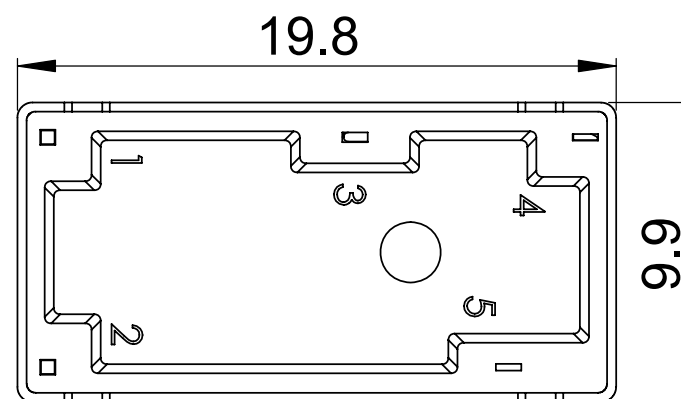
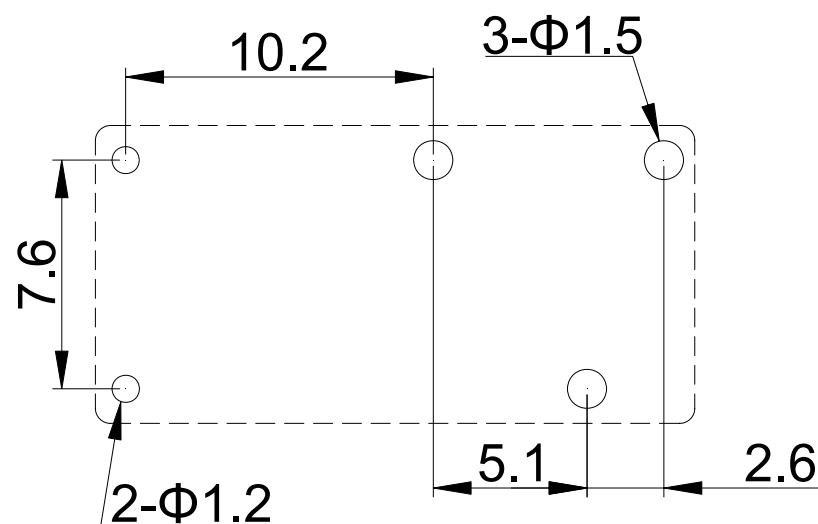
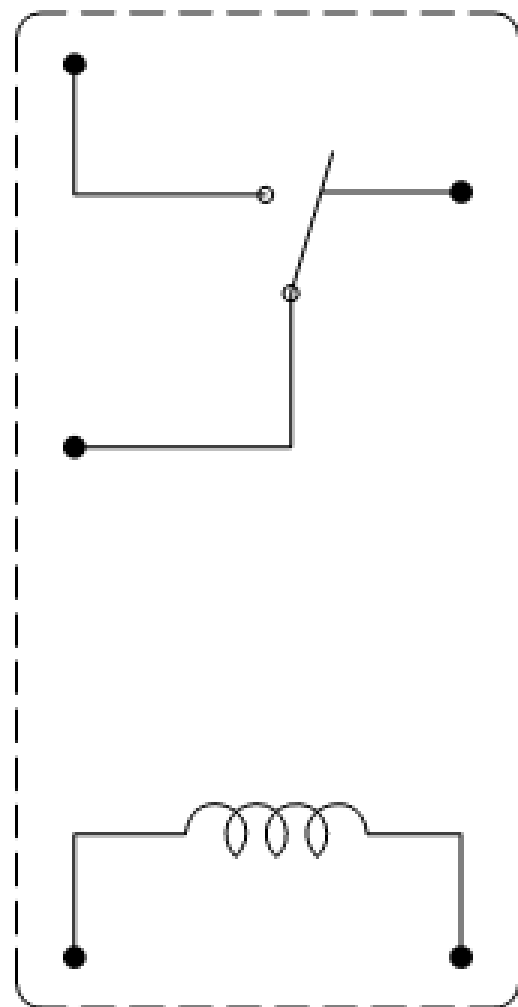
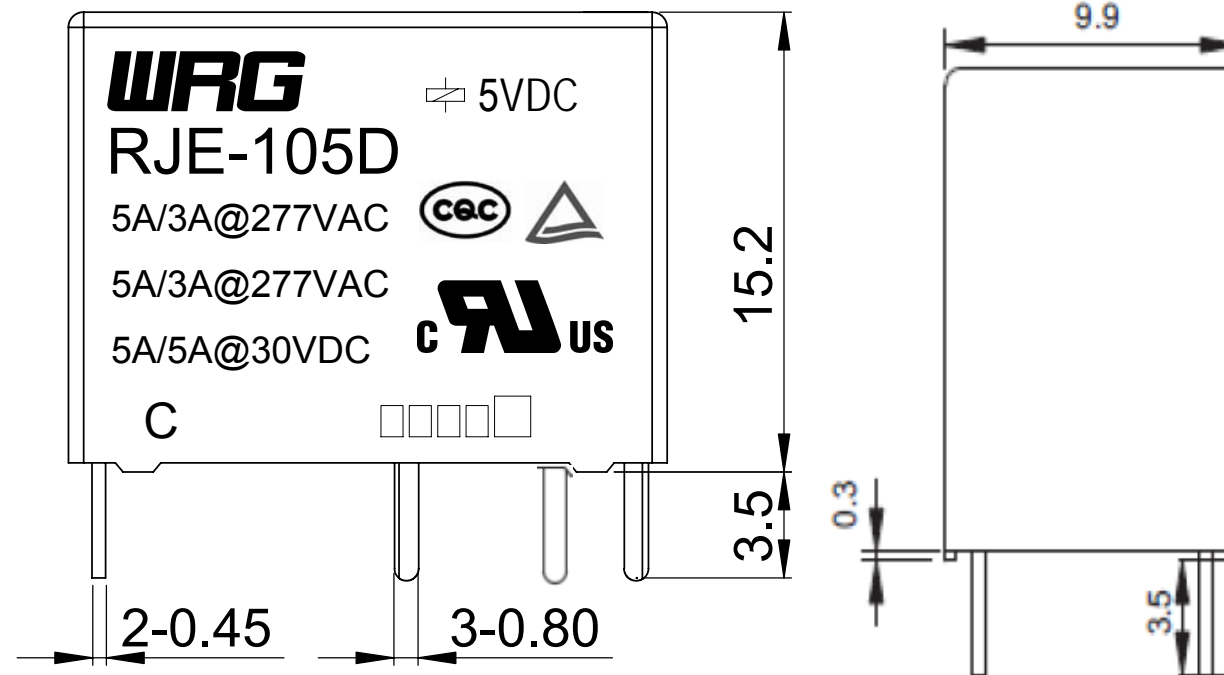
继电器规格书 Relay SPECIFICATION	型号 TYPE	RJE-105D	产品编号 Part Number	PS No.:
2 <u>性能/SPECIFICATIONS</u>				PS-009-033
2.1 <u>驱动部分/COIL SPECIFICATIONS</u>				Ver
2.1.1 额定电压 Rated Coil Voltage	05	VDC (在20°C时) VDC at 20°C		00
2.1.2 额定功率 Nominal Power	0.4	W (在20°C时) W at 20°C		
2.1.3 线圈电阻 Coil Resistance	63	$\Omega \pm 10\%$ (在20°C时) $\Omega \pm 10\%$ (at 20°C)		
2.1.4 额定电流 Nominal Current	79.4	mA $\pm 10\%$ (在20°C时) mA $\pm 10\%$ (at 20°C)		
2.1.5 吸合电压 Operate Voltage	3.75	VDC以下 (在20°C时) VDC Max. at 20°C		
2.1.6 释放电压 Release Voltage	0.25	VDC以上 (在20°C时) VDC Min. at 20°C		
2.1.7 最大连续施加电压 Max Power	7.75	VDC Max. 155%额定电压 VDC Max. 155%of Nominal		
2.2 <u>开关部/CONTACT SPECIFICATION</u>				
2.2.1 开关类型 Contact Configuration		单刀转换型 1 Form C		
2.2.2 接点规格 Contact Rating	N.O.: 5 N.C.: 3 N.C.: 3	5 A 277VAC (阻性负载) 5 A @277VAC (Resistive) 3 A 277VAC (阻性负载) 3 A @277VAC (Resistive)		
2.2.3 接触电阻 Contact Resistance	100	m $\Omega$ 以下, (初期值, DC 6V/1A条件下) m $\Omega$ Max. @ Initiate, DC 6V/1A 500 m $\Omega$ 以下, (寿命试验后, DC 6V/1A条件下) 500 m $\Omega$ Max. @ After Life, DC 6V/1A		
2.2.4 吸合时间 Operate Time	20	ms 以下 (额定电压下) ms Max. @ Rated Voltage		
2.2.5 释放时间 Release Time	10	ms 以下 (施加额定电压后断开时) ms Max. @ Rated Voltage		
2.2.6 最大动作频率 Max. Switching Rate	300	次/分 (无负载) ops./min. (no load). 6 次/分 (额定负载) 6 ops./min. (Rated load)		

继电器规格书 Relay SPECIFICATION	型号 TYPE	RJE-105D		产品编号 Part Number	PS No.:
2.3 特性/GENERAL SPECIFICATION					PS-009-033
2.3.1 绝缘电阻 Insulation Resistance	1000 MΩ以上 (500VDC) 1000 MΩ Min@500VDC				Ver
2.3.2 介质耐压 Dielectric Strength	1000 VAC/分钟(接点间) 4000 VAC/分钟(线圈/接点间) 1000 VAC@50/60Hz 1 min.(Between Open Contacts) 4000 VAC@50/60Hz 1 min.(Between Coil and Contacts)				00
2.3.3 电气寿命 Electrical Life	1×10 <sup>5</sup> 次以上 (额定负载) 1×10 <sup>5</sup> Cycle Min. @Rate Load				
2.3.4 机械寿命 Mechanical Life	1×10 <sup>6</sup> 次以上 (无负载) 1×10 <sup>6</sup> Cycle Min. @no load				
2.3.5 使用环境温度 Temperature	-40~105 °C (无凝结时) -40~105 °C @no condensation				
2.3.6 使用环境湿度 Humidity	20~85% RH (无凝结时) 20~85% RH @no condensation				
2.3.7 抗振动 Vibration	耐久 Mechanical	10~55 Hz, 双振幅 1.5mm 10 to 55 Hz, 1.5mm double amplitude			
	误动作 Operational	10~55 Hz, 双振幅1.5mm 10 to 55 Hz, 1.5mm double amplitude			
2.3.8 抗冲击 Shock	耐久 Mechanical	980 m/s <sup>2</sup> Min (约100G) 980 m/s <sup>2</sup> Min (100G approximately)			
	误动作 Operational	98 m/s <sup>2</sup> Min (约10G) 98 m/s <sup>2</sup> Min (10G approximately)			
2.3.9 重量 Weight	7 克 7 g				
2.3.10 焊锡条件 Solder ability	5s @ 260°C (波峰焊) 5s @ 260°C (wave soldering)				
2.4 端子性能/TERMINAL CHARACTERSITICS					
2.4.1 端子强度 Terminals strength	5牛/10秒, 任意方向静态压力, 无异常, 但端子弯曲可以 5N 10s, There shall be no abnormalities. (The curving of the terminal shall be acceptable)				
2.4.2 可焊性 Terminal solderbility	260±5°C 5s, 端子头部3mm部分90%以上的面积有锡覆盖 (无铅焊锡) 260±5°C 5s, In Case of lead lead free solder, 90% of the dipped portion shall be solderd.				
2.4.3 耐热性 Soldring Heat Resistance	5s @ 260°C,端子头部3mm浸入锡中, 无异常发生 5s @ 260°C, There shall be no abnormalities. (wave soldering)				

继电器规格书 Relay SPECIFICATION	型号 TYPE	RJE-105D	产品编号 Part Number	PS No.:
<p>2.5 <u>安全规格/SAFETY REQUIREMENTS</u></p>				PS-009-033
<p>2.5.1 UL规格认定 (UL &amp; C-UL) UL (UL &amp; C-UL)</p> <p>档案号: File No.:</p> <p>E345228</p> 				Ver 00
<p>2.5.2 CQC标志认证 CQC</p> <p>证书编号: Certificate No.:</p> <p>CQC12002084196</p> 				
<p>2.5.3 TUV规格认定 TUV</p> <p>证书号: Certificate No.:</p> <p>R50246903</p> 				
<p>3. <u>捺印图/Mark Layout</u></p>				
				
<p>注: 仅供参考. For reference only.</p> <p>注/Remark 以中文版为准, 英文版仅供参考。 Chinese version is the standard one, English version is only for information.</p>				
<p>结束/&lt;END&gt;</p>				



3:1



型号	RJE	子图号	承认	检图	制图
		作图日期	船山		周波
		2012.10.22			
公差/TOLERANCES (. mm)		数量	版本	名称(用途)	
<1	± 0.2	1	V1.0	RJE C型	
1~5	± 0.3	比例	页数	图号	
>5	± 0.4	4:1	1/1		U-009-08